


LEARNING SCAVENGER HUNT

LEVEL 1: SPELLING


Is your child interested in learning new words? Play up this interest, and teach them how to spell using letters hidden around a room. When they return with all of the cards, have them unscramble the letters to spell the keyword. For an extra bonus, ask them to use the new word in a sentence.



LEARNING SCAVENGER HUNT

LEVEL 2: SENTENCES

Expanding upon the previous activity, you can also write full words on notecards, and ask your child to formulate a sentence using the found cards. Not only will this allow you to teach your child proper sentence structure, but it will also allow them to think creatively and make a unique sentence.




(Cut along the line) 

LEARNING SCAVENGER HUNT

LEVEL 3: LANGUAGE

For more advanced learning, this scavenger word hunt can be adapted to learn a second language. For easy recognition, start by using terms that you can associate with items in your home (ex: fridge, table, chair). Once they're found, use this as an opportunity to practice pronouncing the new terms.



(Cut along the line) ✂