

Filet AND FRESH BRUCHETTA



OVERVIEW:

Add some flavor to the typical bruschetta appetizer by incorporating filet pieces within the garlic and tomato combination. This recipe will make for a more filling snack and livens up a favorite treat!





***Be the fan favorite at your next party!
All you have to do is print, cut, and enjoy!***

WHAT'S INCLUDED:

- **Circle Tags**
Print and cut out the circle tags. Attach to toothpicks, and add them to their coordinating appetizer.
- **Tent Cards**
Cut and fold this tent card to place next to its coordinating appetizer, and liven up the food presentation at your next dinner party.



KEY
----- - cut along edge



KEY

----- - cut along edge ——— - fold on the line

FOR MORE RECIPES AND PRINTABLES, VISIT
www.americanlifestylemag.com/choosingsides.